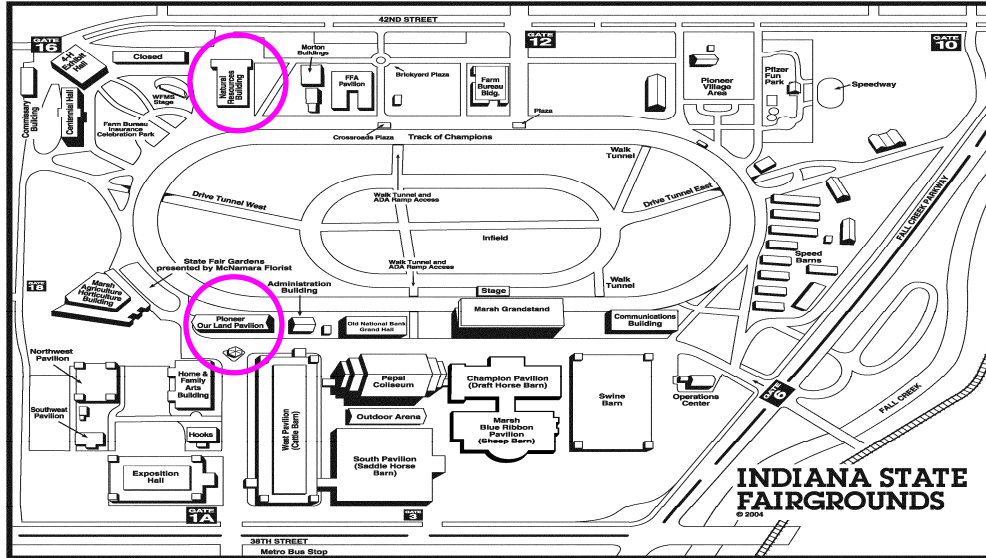


Summary

The Indiana Department of Environmental Management (IDEM) conducted an informal survey on recycling at the 2006 Indiana State Fair. For the twelve days from August 9th to the 20th, IDEM staff manned two booths at two separate buildings at the fair. The Natural Resources building on the north side of the fairgrounds had two computer terminals where participants could complete the survey. The Our Land Pavilion on the south side of the fairgrounds had paper surveys for participants to fill out. The questions at both sites were identical. A copy of the paper survey is attached.



The following is a summary of the information collected from respondents listing Marion County as their home county. Approximately 28% (or 1070) of a total of 3819 responses were from Marion County. Since the state fairgrounds are located in Indianapolis, it follows that the most responses would come from Marion County.

This survey was not conducted scientifically and therefore the results are not indicative of fact. The information contained in this document should only be used for general analysis. If further efforts to gauge public opinion and perceptions of recycling are pursued by Marion County, please contact the IDEM – Office of Pollution Prevention and Technical Assistance we would assist any way possible.





IDEM is interested in what the citizens of Indiana think about recycling. We will use the results of this survey to help plan future recycling programs across the state.

1. Some Indiana communities have household recycling. By recycling, we mean the separation of items like glass, newspapers, cans, and plastics for reprocessing and reuse. The items recycled may be collected at curbside or taken to collection points.

Is there a recycling program like this in your community?

- Yes No Don't know

2. Does your household pay a fee directly to a hauler to have your recyclables collected? This would be a bill you pay directly to a hauler, not to a local government.

- Yes No Don't know

3. Does your family now recycle any of its household waste, for instance, aluminum cans, newspapers, or glass containers?

- Yes (go to 3a-1) No (go to 3b) Don't know (go to 4)

3a-1. If Yes, how do you typically recycle, by taking items to the curbside for pickup, by taking them to a drop-off site away from your home or some other way?

- Curbside Recycling Service Drop-off Recycling Service Both Other Service

3a-2. What do you recycle? Check all that apply.

- | | | |
|---|--|---|
| <input type="checkbox"/> Mixed paper | <input type="checkbox"/> Plastic #1 and #2 | <input type="checkbox"/> Other metal cans |
| <input type="checkbox"/> Newspapers | <input type="checkbox"/> Plastic #3, #4, or #5 | <input type="checkbox"/> Electronics |
| <input type="checkbox"/> Magazines and Catalogues | <input type="checkbox"/> Glass | <input type="checkbox"/> Food waste |
| <input type="checkbox"/> Cardboard | <input type="checkbox"/> Aluminum cans | |

3b. If No, Why not?

- | | |
|--|---|
| <input type="checkbox"/> The curbside service costs too much. | <input type="checkbox"/> I don't have space to store and collect recyclables. |
| <input type="checkbox"/> Sorting my garbage is inconvenient. | <input type="checkbox"/> Other |
| <input type="checkbox"/> There are no recycling services in my area. | |

4. Which of the following best describes your household's commitment to recycling its waste?

- Strongly committed Somewhat committed Not too committed Not at all committed

5. Relative to the amount of effort you put into recycling, do you feel your effort is:

- Definitely worthwhile Probably worthwhile Probably not worthwhile Definitely not worthwhile

Over



IDEM is interested in what the citizens of Indiana think about recycling. We will use the results of this survey to help plan future recycling programs across the state.

6. **Should recycling be mandatory?** Yes No Don't know

7. **How much would you be willing to pay for curbside recycling service?**

\$10 - \$7 per month \$6 - \$4 per month \$3 - \$1 per month \$ 0

8. **What is the most important benefit of recycling?**

Resource and energy conservation Saves space in landfills
 Saves money I believe there are no benefits to recycling.

BACKGROUND INFORMATION

9. **Age:** 70 + 60-69 50-59 40-49 30-39 20-29 <19

10. **Marital Status:** Married Single

11. **Children at home under 18?** Yes No

12. **Educational Level:**

- Grades 1-8
- Some High School
- High School Diploma or equivalent
- Vocational or Technical Education
- Some College
- College Graduate
- Post – Graduate Work

13. **Dwelling:**

- Single family home
- Duplex
- Condo
- Mobile home/ trailer
- Apartment

14. **Do you:** Own Rent

15. **Is your home located in a:** City Town Rural Area Other

16. **County of residence:** _____

Thank you for participating in IDEM's Recycling Survey! Enjoy the rest of the Indiana State Fair!

1. Some Indiana communities have household recycling. By recycling, we mean the separation of items like glass, newspapers, cans, and plastics for reprocessing and reuse. The items recycled may be collected at curbside or taken to collection points.

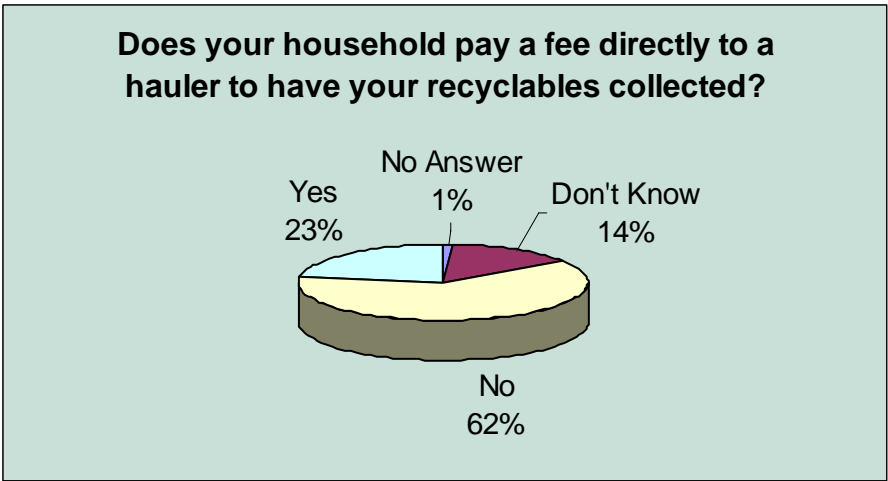
Is there a recycling program like this in your community?

RECYCLE_PROGRAM	
No Answer	11
Don't Know	175
No	242
Yes	642



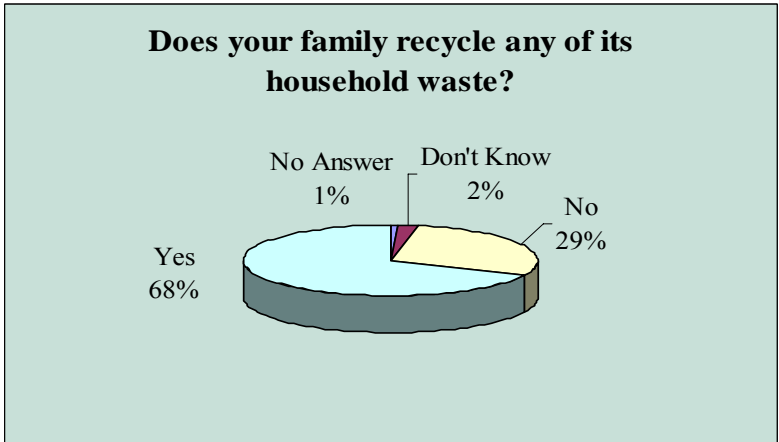
2. Does your household pay a fee directly to a hauler to have your recyclables collected? This would be a bill you pay directly to a hauler, not to a local government.

FEE_PAID	
No Answer	11
Don't Know	155
No	659
Yes	245



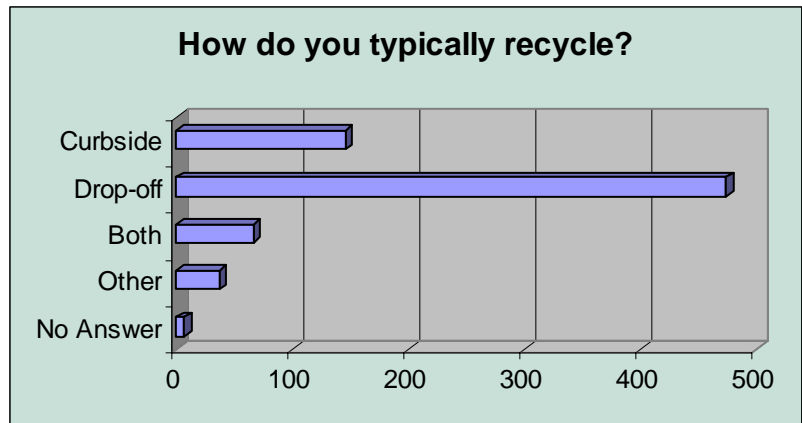
3. Does your family now recycle any of its household waste, for instance, aluminum cans, newspapers, or glass containers?

RECYCLE_NOW	
No Answer	10
Don't Know Don't know (go to 4)	22
No (go to 3b)	308
Yes (go to 3a-1)	730



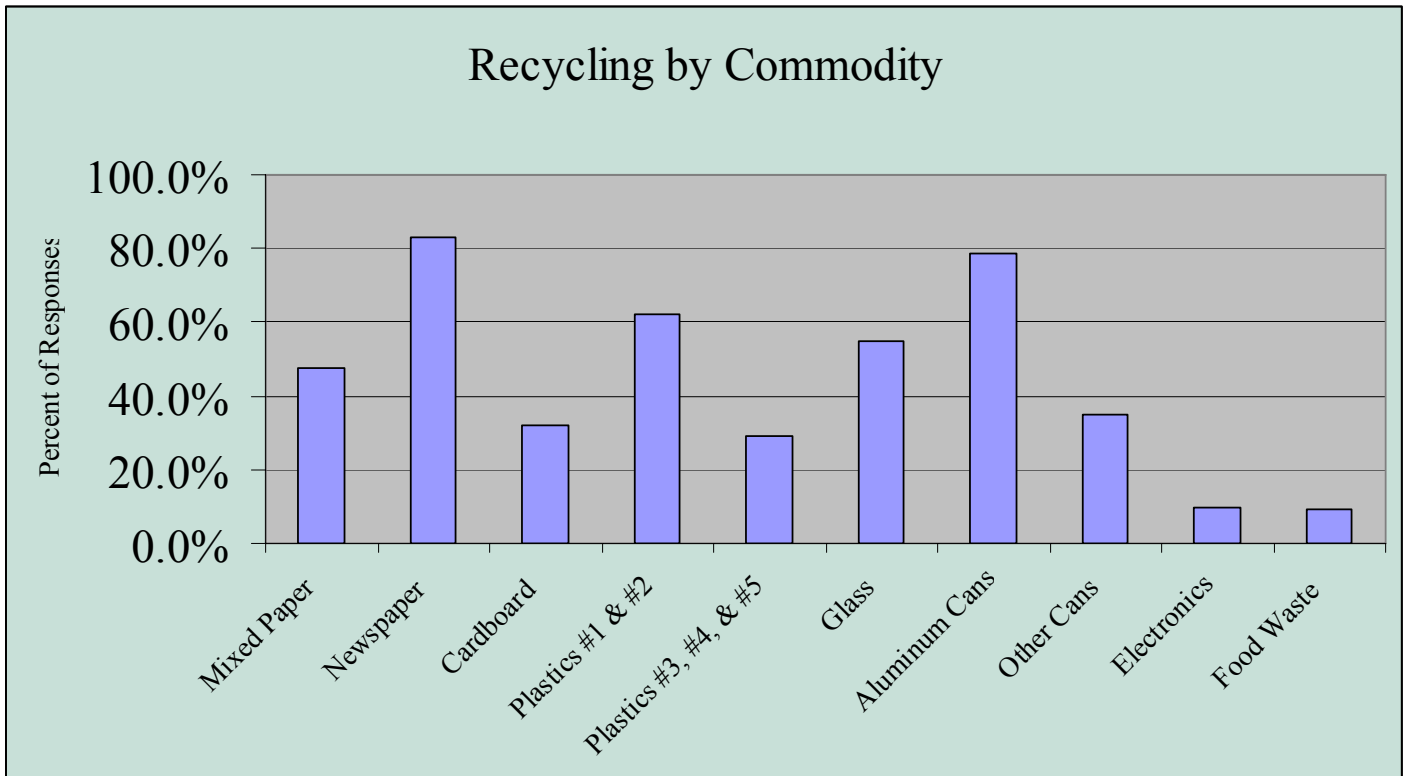
3a-1. If Yes, how do you typically recycle, by taking items to the curbside for pickup, by taking them to a drop-off site away from your home or some other way?

RECYCLE_HOW	
No Answer	7
Other	37
Both	66
Drop-off	474
Curbside	146



3a-2. What do you recycle? Check all that apply.

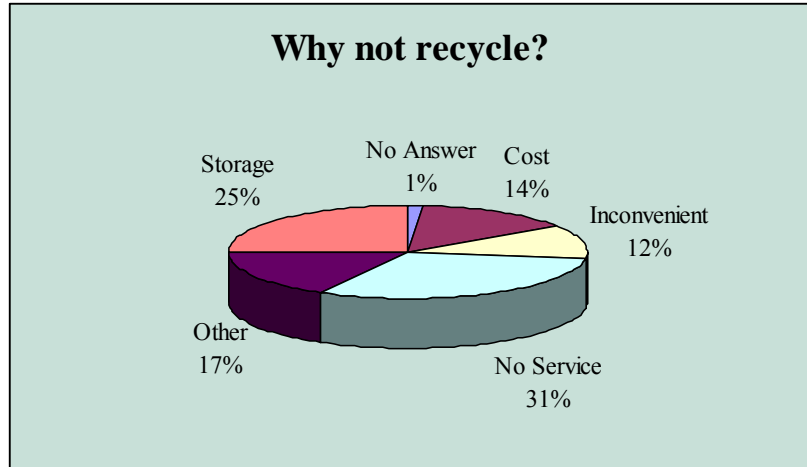
Mixed Paper	47.7%
Newspaper	83.0%
Cardboard	31.8%
Plastics #1 & #2	62.1%
Plastics #3, #4, & #5	29.3%
Glass	54.9%
Aluminum Cans	78.5%
Other Cans	34.8%
Electronics	9.5%
Food Waste	9.0%



3b. If No, Why not?

3b. RECYCLE_WHYNOT

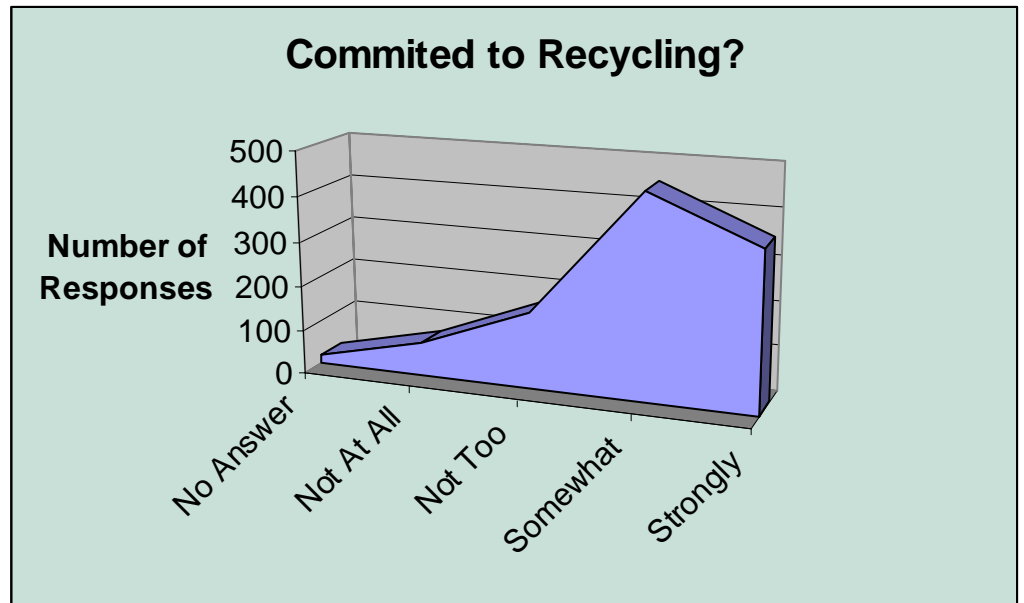
No Answer	4
Cost	44
Inconvenient	36
No Service	95
Other	51
Storage	78



4. Which of the following best describes your household's commitment to recycling its waste?

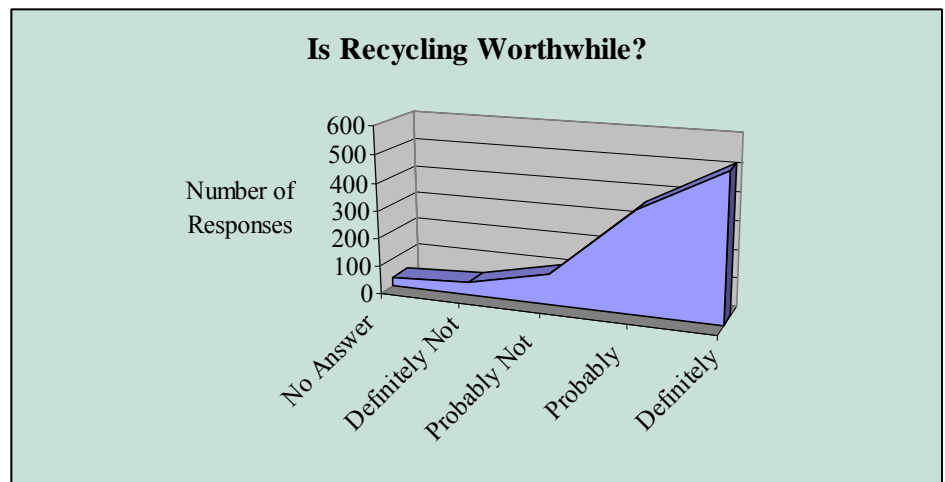
4. COMMITMENT

No Answer	19
Not At All	77
Not Too	169
Somewhat	452
Strongly	353



5. Relative to the amount of effort you put into recycling, do you feel your effort is:

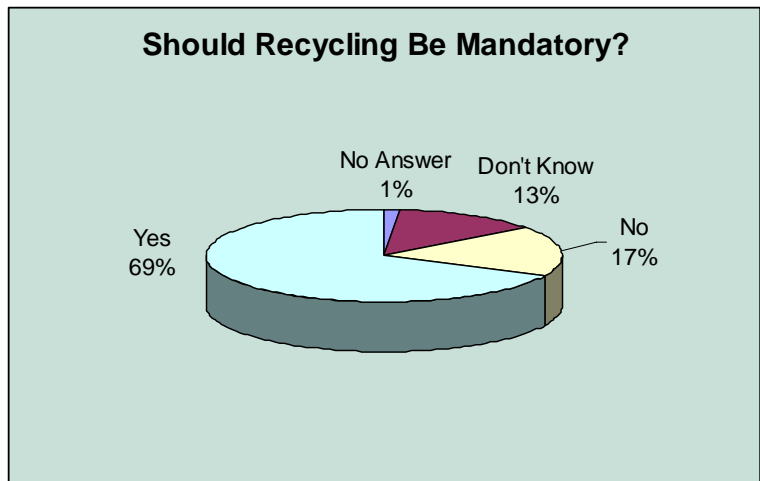
No Answer	32
Definitely Not	48
Probably Not	110
Probably	362
Definitely	518



6. Should recycling be mandatory?

6. RECYCLE_MANDATORY

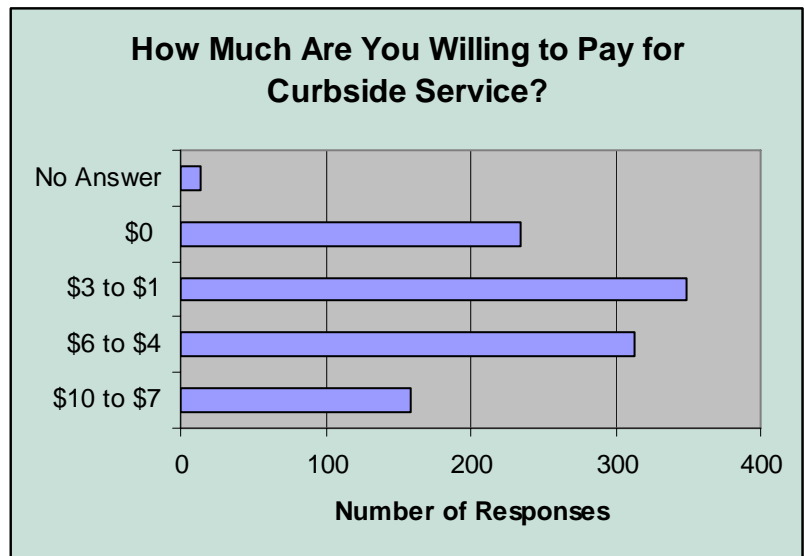
No Answer	15
Don't Know	143
No	184
Yes	728



7. How much would you be willing to pay for curbside recycling service?

7. RECYCLE_PAY

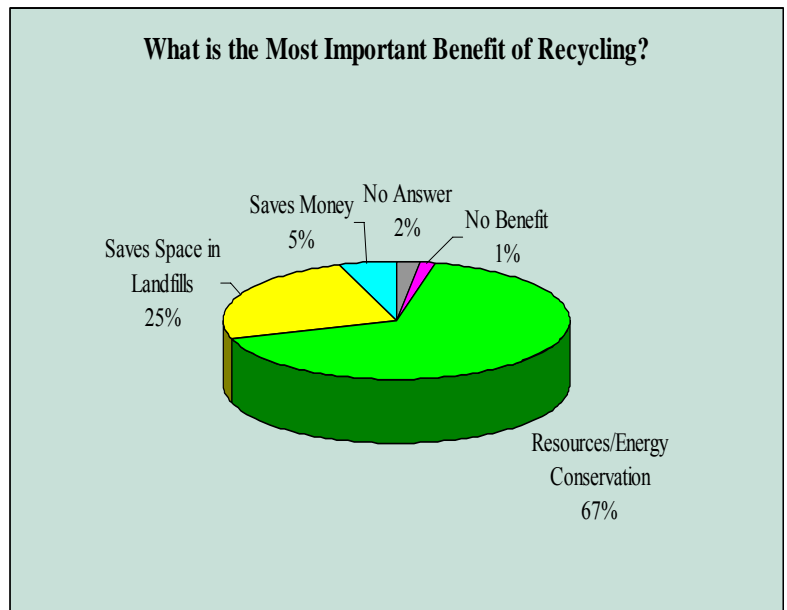
\$10 to \$7	159
\$6 to \$4	313
\$3 to \$1	349
\$0	235
No Answer	14



8. What is the most important benefit of recycling?

8. RECYCLE_BENEFIT

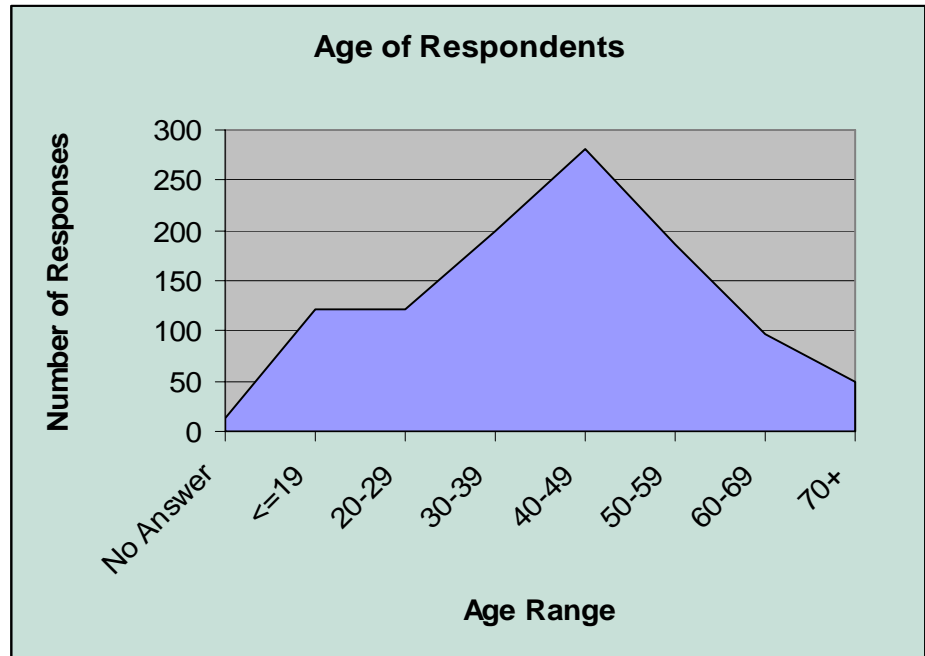
No Answer	23
No Benefit	16
Resources/Energy Conservation	710
Saves Space in Landfills	264
Saves Money	57



BACKGROUND INFORMATION


9. Age:

9. AGE_RANGE	
No Answer	14
<=19	122
20-29	121
30-39	199
40-49	281
50-59	187
60-69	97
70+	49



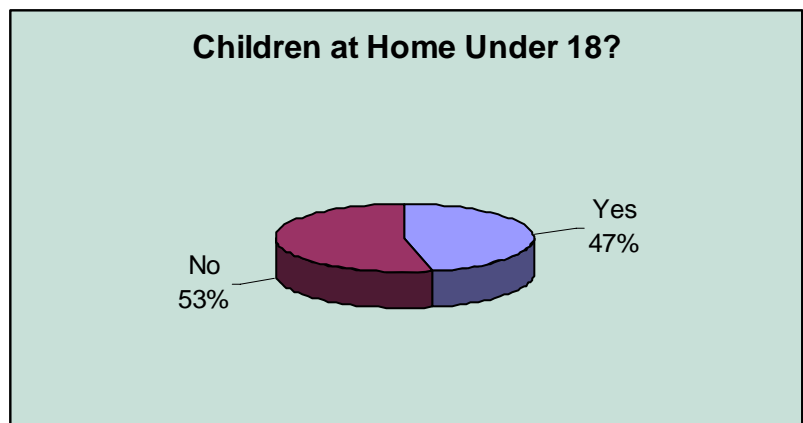
10. Marital Status:

10. MARITAL_STATUS	
No Answer	17
Married	567
Single	486



11. Children at home under 18?

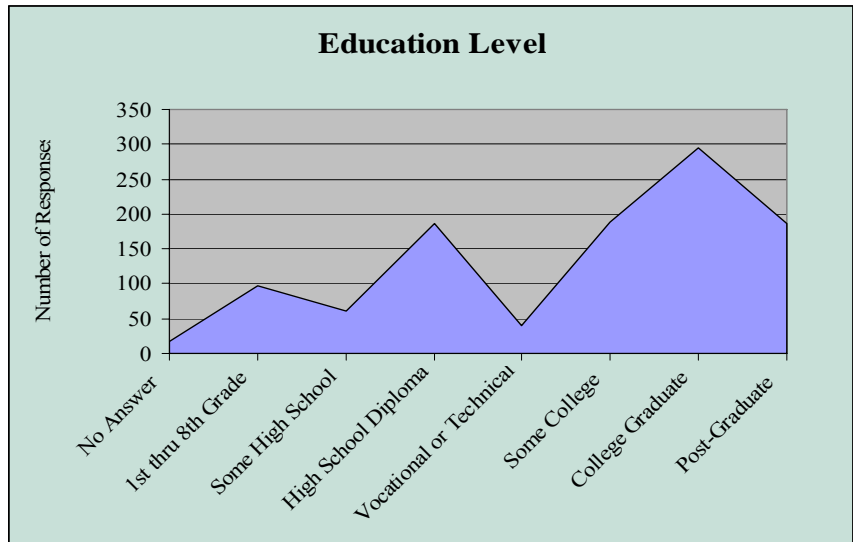
11. CHILDREN	
Yes	498
No	572



12. Educational Level:

12. EDUCATION

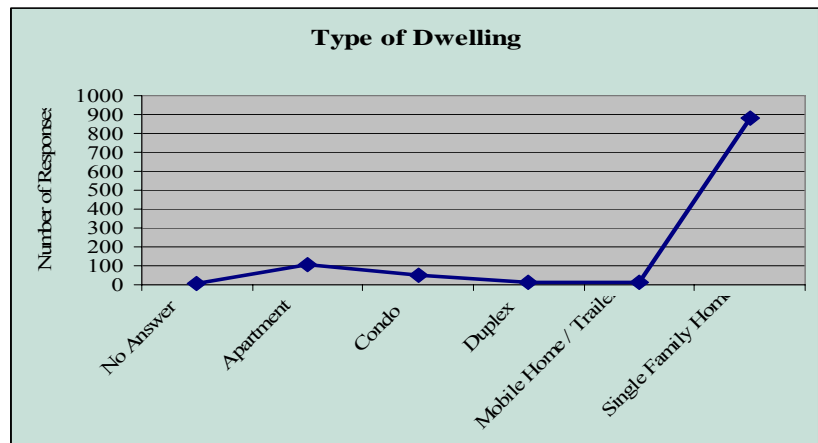
No Answer	18
1st thru 8th Grade	97
Some High School	61
High School Diploma	187
Vocational or Technical	39
Some College	188
College Graduate	294
Post-Graduate	186



13. Dwelling:

13. DWELLING

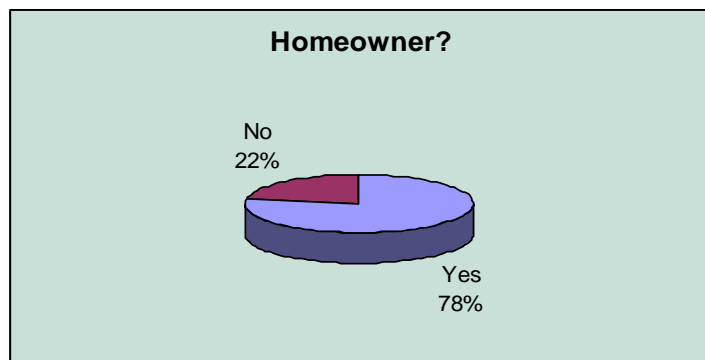
No Answer	6
Apartment	105
Condo	52
Duplex	15
Mobile Home / Trailer	11
Single Family Home	881



14. Homeowner:

14. HOMEOWNER

Yes	832
No	238



15. Is your home located in a:

15. LOCATION

No Answer	6
City	966
Rural	45
Town	53